

## The Society of Point of Care Ultrasound

The Society of Point of Care Ultrasound is the only national organization committed to clinical ultrasound. SPOCUS has become a leader by creating national policy, generalist guidelines, and ultrasound training so that every clinician can utilize sonography to provide the best patient care. SPOCUS can support your goal of developing or improving the ultrasound presence in your institution by providing advice on curriculum integration, faculty training, and access to free text books and web based didactics.

A robust ultrasound presence can be created for students by providing personal ultrasound machines for \$65 per student per month. SPOCUS can even connect you to a program mentor to establish a Student Ultrasound Interest Section (SUIS) as a student extracurricular activity. SPOCUS can also provide advice with billing, credentialing, leadership, quality assurance, risk management and other administrative tasks, as well as help you formalize your current ultrasound practice presence so you can assume a leadership position in your organization.

### SPOCUS Membership

- SPOCUS can host an ultrasound workshop at your next CME conference
- Consulting and advice on machine purchase
- Mentorship for Student Ultrasound Interest Section (SUIS)
- Free remote peer training for faculty members, Train the Trainer Program
- "Clinical Ultrasound Director Leadership Packet," containing all the paperwork needed to formalize your practice ultrasound presence
- Generalist Clinical Ultrasound Guidelines
- Discounts to CME courses
- Society leadership and committee positions
- Publishing opportunities

SPOCUS.org

## SPOCUS CME Workshops

Is your organization interested in hosting a hands on workshop at their next CME event? SPOCUS has a cadre of instructors with amazing teaching experience. Our team can custom design and plan a workshop that will get your members on the road to POCUS competency.

- Cardiac- Basic and Advanced
- Procedures/Needle Placement
- DVT
- Lung Ultrasound
- Musculoskeletal Ultrasound
- Gall Bladder
- Renal
- Bowel- Obstruction, Appendicitis, Pyloric Stenosis, Intussusception
- FAST
- Regional Anesthesia
- AAA
- Soft Tissue
- Gyn and First Trimester Pregnancy
- Thyroid
- Ocular
- Testicular
- Instrumentation and Physics

### Specialty Specific Courses

- Critical Care- Volume Assessment, Stroke Volume, Sepsis, Resuscitation
- Primary Care
- Pediatrics
- Faculty, Teaching and Medical Education
- Emergency Medicine
- Orthopedics
- Trauma

# Point of Care Ultrasound for Soft Tissue

# SPOCUS

## The Society of Point of Care Ultrasound

SPOCUS.org  
UltrasoundSociety.org

Ultrasound has changed the way we approach the patient with a skin and soft tissue infection (SSTI). With the ability to visualize within the tissue planes, cellulitis can be easily differentiated from abscess formation. More importantly, gas producing organisms as well as necrotizing fasciitis can be identified very early. Ultrasound can also be used in a separate billing code to guide drainage and provide comfort with regional anesthesia.

Created by Patrick Bafuma, EMinFocus.com  
and Nicolette LaRosa



## **POCUS Conquers:** **Is That An Abscess?**

**Ideal for:** Emergency Medicine,  
Internal Medicine, Surgery,  
Urgent Care, Family Practice

### **Ultrasonic Solution:**

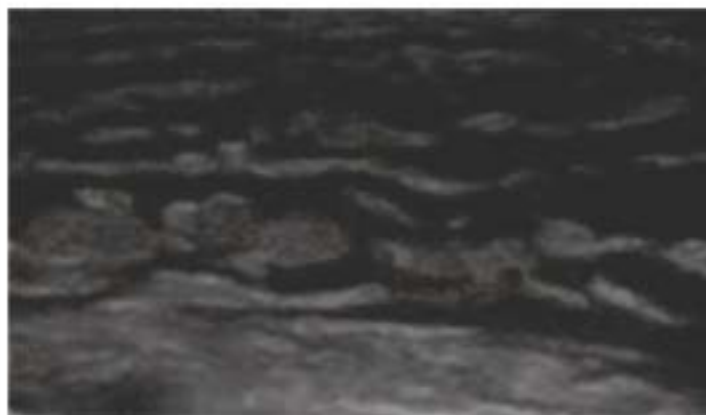
Have you ever attempted an incision and drainage, but walked out of the room without the satisfying release of pus? You're not alone! That's when we started using ultrasound. In fact, ~15% of pediatric patients who were initially deemed to need drainage via clinical exam did not have an appreciable abscess on POCUS, and another ~15% who were initially thought to not need drainage were found to have an incision worthy abscess after POCUS. In adults, 17-56% of SSTI cases changed their management after POCUS. It's simple really – POCUS is superior to the clinical exam in diagnosing the presence or absence of an abscess in both pediatrics and adults.

### **Level of difficulty:**

Identification of an Abscess



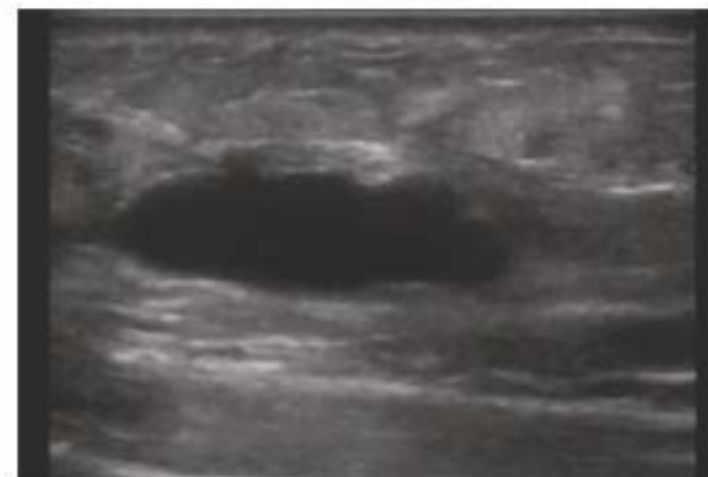
**Cobblestone of Cellulitis**



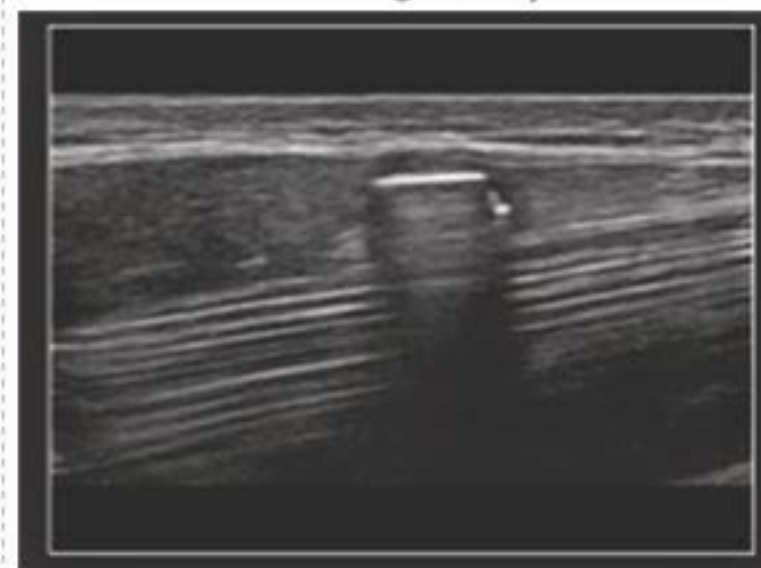
**Air in Abscess**



**Abscess**



**Foreign Body**



**Introduction to Bedside Ultrasound Vol I&II,**  
**By Mallin and Dawson**  
**UltrasoundPodCast.com**  
**UltrasoundLeadershipAcademy.com**



**Download Free eBook on iTunes**